



The roles of temperature, nest predators and information parasites for geographical variation in egg covering behaviour of tits (Paridae)

Olli Loukola, Peter Adamik, Frank Adriaensen, Emilio Barba, Blandine Doligez, Einar Flensted-jensen, Tapio Eeva, Sami Kivelä, Toni Laaksonen, Chiara Morosinotto, et al.

► To cite this version:

Olli Loukola, Peter Adamik, Frank Adriaensen, Emilio Barba, Blandine Doligez, et al.. The roles of temperature, nest predators and information parasites for geographical variation in egg covering behaviour of tits (Paridae). *Journal of Biogeography*, 2020, 47 (7), pp.1482-1493. 10.1111/jbi.13830 . hal-02990542

HAL Id: hal-02990542

<https://cnrs.hal.science/hal-02990542>

Submitted on 19 Nov 2020

HAL is a multi-disciplinary open access archive for the deposit and dissemination of scientific research documents, whether they are published or not. The documents may come from teaching and research institutions in France or abroad, or from public or private research centers.

L'archive ouverte pluridisciplinaire **HAL**, est destinée au dépôt et à la diffusion de documents scientifiques de niveau recherche, publiés ou non, émanant des établissements d'enseignement et de recherche français ou étrangers, des laboratoires publics ou privés.

The roles of temperature, nest predators and information parasites
for geographical variation in egg covering behaviour of tits
(Paridae)

Olli J. Loukola^{1,19,a}, Peter Adamik², Frank Adriaensen³, Emilio Barba⁴,
Blandine Doligez⁵, Einar Flensted-Jensen⁶, Tapio Eeva⁷, Sami M. Kivelä¹,
Toni Laaksonen⁷, Chiara Morosinotto⁸, Raivo Mänd⁹, Petri T. Niemelä¹⁰,
Vladimir Remeš², Jelmer M. Samplonius^{11,12}, Manrico Sebastiano³, Juan
Carlos Senar¹³, Tore Slagsvold¹⁴, Alberto Sorace¹⁵, Barbara Tschirren¹⁶,
Janos Török¹⁷ and Jukka T. Forsman^{1,18}

¹ Department of Ecology and Genetics, University of Oulu, Oulu, Finland

² Laboratory of Ornithology, Department of Zoology, Palacky University, Olomouc,
Czech Republic

³ Department of Biology, Evolutionary Ecology Group, University of Antwerp,
Antwerp, Belgium

⁴ Terrestrial Vertebrates Research Unit “Cavanilles”, Institute of Biodiversity and
Evolutionary Biology, University of Valencia, Paterna, Spain

⁵ CNRS, Department of Biometry & Evolutionary Biology (UMR 5558), University of
Lyon 1, University of Lyon, Villeurbanne, France

⁶ Cypresvej 1, DK-9700 Brønderslev, Denmark

⁷ Department of Biology, University of Turku, Turku, Finland

⁸ Novia University of Applied Sciences, Bioeconomy research team, Raseborgsvägen 9,
Ekenäs, FI-10600

⁹ Institute of Ecology & Earth Sciences, University of Tartu, Tartu, Estonia

¹⁰ Department Biologie II, LMU-München, Munich, Germany

¹¹ Conservation Ecology Group, Groningen Institute for Evolutionary Life Sciences,

University of Groningen, Groningen, The Netherlands

¹² Institute of Evolutionary Biology, The University of Edinburgh, The King's

Buildings, Edinburgh, EH9 3FL, UK

¹³ Evolutionary and Behavioural Ecology Unit, Nat-Museu de Ciències Naturals de

Barcelona, Barcelona, Spain

¹⁴ Department of Biosciences, University of Oslo, Oslo, Norway

¹⁵ ISPRA, Rome, Italy

¹⁶ Centre for Ecology and Conservation, University of Exeter, Penryn, United Kingdom

¹⁷ Department of Systematic Zoology and Ecology, Behavioural Ecology Group, Eötvös

Loránd University, Budapest, Hungary

¹⁸ Natural Resources Institute Finland (Luke, Oulu), POB 413, FI-90014 University of

Oulu, Finland

¹⁹ Botanical Museum, Biodiversity Unit, P.O. Box 3000, FI-90014, University of Oulu

^a Corresponding author: olli.loukola@oulu.fi

The dataset supporting this article will be available from the Dryad Digital Repository

Abstract

Aim Nest building is widespread among animals. Nests may provide receptacles for eggs, developing offspring and the parents, and protect them from adverse environmental conditions. Nests may also indicate the quality of the territory and its owner and can be considered as an extended phenotype of its builder(s). Nests may, thus, function as a sexual and social signal. Here, we examined ecological and abiotic factors – temperature, nest predation and interspecific information utilization – shaping geographical variation in a specific nest structure - hair and feather cover of eggs – and its function as an extended phenotype before incubation in great (*Parus major*) and blue tits (*Cyanistes caeruleus*) across Europe. We also tested whether egg covering is associated with reproductive success of great tits.

Location 14 different study sites and 28 populations across Europe.

Methods We recorded clutch coverage estimates and collected egg covering nest material from the tit nests. We also measured nest specific breeding parameters and phenotypic measurements on adults. We tested whether mean spring temperatures, nest predation rates and flycatcher (*Ficedula* spp) densities in the study areas explain the large-scale geographical variation of clutch coverage and reproductive success of tits.

Results The degree of egg coverage of great tits increased with lower mean spring temperature, higher nest predation rate and higher flycatcher density. We did not find egg covering of blue tits to be associated with any of the ecological or abiotic factors. Moreover, egg covering of great tits was not associated with reproductive success in our cross-sectional data, yet a rigorous assessment of fitness effects would require long-term data.

1

2 **Main conclusions** Our findings suggest that, in great tits, egg covering may
3 simultaneously provide thermal insulation against cold temperatures during egg-laying
4 in spring and also represent a counter-adaptation to reduce information parasitism by
5 flycatchers and nest predation. Hence, geographical variation in interspecific
6 interactions, and consequently in coevolutionary processes, may affect the evolution of
7 nest characteristics besides environmental conditions.

8

9 **Keywords**

10 Bird nest, breeding success, *Cyanistes caeruleus*, extended phenotype, nest structure,
11 *Parus major*.

12

1. Introduction

In the animal kingdom, nest-building is a common behaviour. The basic functions of nest-building are thought to be protection against elements of abiotic (e.g., low temperatures, humidity) and biotic (e.g., nest predators, parasites) risks for offspring until they hatch or become independent from parental care (Hansell, 2007). Nest structure shows large variation across species. Some species invest a considerable amount of time and resources in building complex and decorated nest structures while, in others, just a few pieces of rock or plant material are enough (Hansell, 2007). This implies that nests may also have functions other than offering security to offspring during development. In some species, such as the stickleback (*Gasterosteus aculeatus*) (Barber et al., 2001; Östlund-Nilsson & Holmlund, 2003), cichlid fishes (McKaye et al., 1990; Schaedelin & Taborsky, 2006) and passerines (Grubbauer & Hoi, 1996; Hoi et al., 1994; Jelínek et al., 2016), the nest has become a signal in mate attraction and selection (Schaedelin & Taborsky, 2009). In black kites (*Milvus migrans*), the decoration of nests with pieces of white plastic is a reliable signal in dominance hierarchy among conspecifics (Sergio et al., 2011). Thus, a perceptible nest can be considered an extended phenotype of its builder(s) (Dawkins, 2016), because the placement, structure, materials, and size of the nest affects the probability that the genes of the builder(s) are transmitted to the next generation by affecting mate selection and offspring survival probability.

Extended phenotypes, such as odour, chemical marks, nests and other constructions (webs, excavations, burrows, bowers, piles or pieces of various materials), are often important signals in intentional communication among conspecifics related to mate attraction and selection, dominance hierarchy, territory defence, and species recognition

(Schaedelin & Taborsky, 2009). These signals may also be long-lasting and readily available to heterospecifics, actually providing a source of inadvertent information about the location, decisions, social structure and dominance, body condition, and cognitive capabilities of signal producers to those who can interpret the signals. For example, in bowerbirds (family Ptilonorhynchidae), the elaborateness of the display structure, the bower, reflects the species identity and also the age and experience of the focal male (Vellenga, 2016). Both con- and heterospecifics may thus use it to make inferences about the quality of the territory and its owner.

The use of inadvertent information is common among conspecifics (Danchin et al., 2004) but also among heterospecifics (Seppänen et al., 2007). Most valuable interspecific information is predicted to be provided by species with overlapping resource needs (Seppänen et al., 2007). Many traits defining extended phenotypes have been shown or suggested to be used by heterospecifics as sources of information: tit (Paridae) clutch size by flycatchers (*Ficedula* spp) for breeding habitat selection (Forsman & Seppänen, 2011; Loukola, Seppänen, Krams, Torvinen, & Forsman, 2013; Samplonius, Kappers, Brands, & Both, 2016; Seppänen & Forsman, 2007; Seppänen, Forsman, Mönkkönen, Krams, & Salmi, 2011), sibling vole's (*Microtus rossiameridionalis*) odour and chemical signals by field voles (*M. agrestis*) for predator avoidance (Hughes et al., 2010) and stingless bee's (*Melipona rufiventris*) odour and chemical signals by another stingless bee species (*Trigona spinipes*) for space use and foraging decisions (Nieh et al., 2004). However, in contrast to bodily phenotypes, we know very little about geographic variation of extended phenotypes (but see Deeming & Mainwaring, 2015; Hansell, 2000) and the potential processes behind the patterns.

1 Tits' distribution ranges are large, and thus, their nesting behaviours provide a good
2 model system to examine large-scale geographic patterns of extended phenotypes. All
3 tit species are cavity nesting, and the basic structure of the nest consists of moss and a
4 layer of animal hair or feathers on top, on which eggs are laid. During egg-laying, eggs
5 are usually covered with a loose tuft of hair, feathers, moss, hay or other light material.
6 This characteristic, the covering of eggs, is our trait of interest because it occurs widely
7 in genus *Parus* and *Cyanistes* (Haftorn & Slagsvold, 1995), yet the propensity to cover
8 the eggs varies both among individuals within populations and among geographically
9 distinct populations (Loukola et al., 2014). In great tits, usually all eggs are totally
10 covered with hair, but sometimes the cover is partial or does not exist at all (Loukola et
11 al., 2013).

12 Three mutually non-exclusive hypotheses have been put forward to explain great and
13 blue tit nest structure and egg covering behaviour (Haftorn & Slagsvold, 1995). First,
14 *the insulation hypothesis* predicts that the cover provides thermal insulation against cold
15 temperatures during egg-laying in spring. Indeed, recent studies show that the mass and
16 insulation capacity of great and blue tit nests are lower at high ambient temperature
17 (Deeming, Mainwaring, Hartley, & Reynolds, 2012; Mainwaring et al., 2014).

18 Secondly, *the nest predation hypothesis* postulates that egg covering is a protection
19 against nest predators (Haftorn & Slagsvold, 1995; Saavedra & Amo, 2019) or
20 interspecific competitors that may damage the nest. For example, recent experiment by
21 Saavedra & Amo (2019) showed that blue tits covered their eggs more frequently when
22 they detected an increase in the perceived risk of predation. Kreisinger and Albrecht
23 (2008) showed experimentally that mallard (*Anas platyrhynchos*) nests that were
24 covered with nest material, suffered significantly lower rates of nest predation than

1 nests which were left uncovered. An example of the interspecific competition is found
2 in house wrens (*Troglodytes aedon*) in North America that may destroy the nests of
3 black-capped chickadees (*Poecile atricapillus*) and tufted titmice (*Baeolophus bicolor*)
4 (White & Kennedy, 1997). In general, nest predation is a major factor affecting the
5 behaviour and life-history traits in birds (Martin & Briskie, 2009).

6 Finally, the most recent hypothesis, *the information parasitism hypothesis*, suggests that
7 great tits cover eggs to protect against information acquisition by flycatchers (Loukola
8 et al., 2014). Upon arrival, migratory flycatchers are attracted to the proximity of
9 resident tits during their nest-site selection that results in fitness benefits (Forsman,
10 Seppänen, & Mönkkönen, 2002) and the visible clutch size of tits seems to be an
11 important source of information for flycatchers. In general, the tits are still in egg laying
12 stage when the Flycatchers prospect tits' nests in spring (Forsman et al., 2018; Forsman
13 & Thomson, 2008; Samplonius & Both, 2019) and may use tit clutch size to adjust their
14 own investment in the offspring (clutch size and egg mass) (Forsman, Seppänen, &
15 Nykänen, 2011), and in deciding whether they would copy or reject nest-site
16 preferences of the focal tits (Forsman & Seppänen, 2011; Loukola et al., 2013;
17 Seppänen et al., 2011). Flycatchers' interest in the clutch size of tits makes sense as
18 environmental variation explains a large amount of variance in clutch size in blue tits
19 (e.g. Tremblay, Thomas, Lambrechts, Blondel, & Perret, 2003) and great tits (e.g.
20 Beldal et al., 1998), implying that tit clutch size reliably reflects the quality of the
21 environment and/or parents and can readily be used as a cue on territory quality. Thus,
22 tit nests can be considered to include two components of an extended phenotype that are
23 used by information parasites: clutch size (reflecting parental/territorial quality) and nest
24 structure that covers the clutch totally, partially or not at all.

1 The information utilization by flycatchers is not neutral to tits. The selective copying of
2 nest-site characteristics by flycatchers may lead to niche convergence (Loukola et al.,
3 2013) and result in fitness losses in great tits in terms of the number and condition of
4 fledglings (Forsman, Thomson, & Seppänen, 2007). Once flycatchers (i.e. the
5 information parasite) have evolved a strategy for taking advantage of a tit (i.e. the host),
6 tits are expected to evolve counter-adaptations, which may lead to an evolutionary arms
7 race (Dawkins & Krebs, 1979) between the tits and the flycatchers on acquiring and
8 hiding information (Seppänen et al., 2007). Indeed, a recent study by Loukola et al.
9 (2014) experimentally demonstrated that the simulated presence of pied flycatchers
10 increased the amount of hair great tits brought on the eggs and covered them more
11 carefully when exposed to flycatcher playback song compared to the control treatment
12 with a playback song of a non-information-parasitic species. Thus, great tits' nest
13 structure and covering eggs with hair may also be a counter-adaptation to reduce
14 information parasitism.

15 Phenotypes (bodily and extended) often show geographic variation suggesting spatial
16 variation in selection regimes (Mayr, 1956; Slatkin, 1973). The nests of birds make no
17 exception (Deeming & Mainwaring, 2015; Hansell, 2000). Comparing egg covering
18 behaviour of great and blue tits among different populations at a large geographical
19 scale facilitates testing the insulation, nest predation and information parasitism
20 hypotheses. This is because each of temperature during egg-laying period, the
21 abundance of nest predators and potential information parasites (flycatchers) of tits vary
22 geographically. As we do not know whether the hypothesized mechanisms have
23 additive or interactive effects on egg covering behaviour, we test our hypotheses based
24 on these perspectives; if the insulation, nest predation and information parasitism have

additive effects on egg covering behaviour, the extent of egg covering should increase with lower mean spring temperature and higher nest predation rate. Based on results of Loukola et al. (2014), we also predict an increased extent of egg covering in the presence and density of potential information parasites. If there is an interactive component in how the hypothesized mechanisms affect egg covering behaviour, interactions among mean spring temperature, nest predation rate and density of information parasites should be found in statistical analysis.

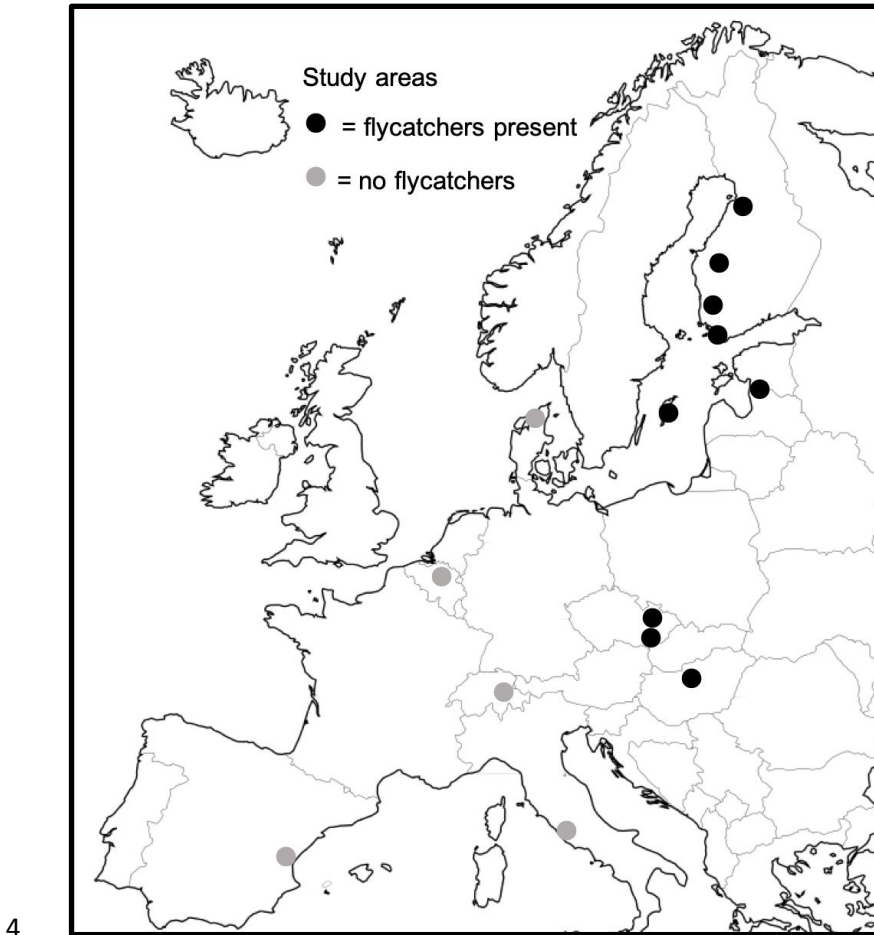
In addition to main hypotheses, other variables, such as nest floor area and habitat type, may affect tits egg covering behaviour. Tits establish the fully lined nest cup only at the start of incubation (Deeming, Morton, & Laverack, 2019). If the eggs are spread out over a wider area in nest boxes with larger floor area, we expect that more material is needed to cover the eggs. If the density and the species composition of local bird and mammal communities, which are linked to various characteristics of the habitat, including tree species, affect the availability of feathers and hairs (egg covering material), we expect to find differences in the extent of egg covering in study sites with different habitat types. Finally, we explore whether reproductive success of the tits (number of hatched eggs and fledglings) is positively associated with extent of egg covering, as would be expected if egg covering behaviour is under positive natural selection.

2. Methods

(a) Study areas

The great tit data for this study were collected in spring 2013 from 10 different countries, 14 study areas (Figure 1, Table S1) and 28 populations in Europe. The blue tit

1 data were collected in the same year from six out of the 10 countries, eight out of the 14
2 study areas and 22 out of the 28 populations. All study populations breed in nest boxes.
3 Research was carried out in accordance with legislation of each country.



5 **Figure 1. A map of Europe showing the locations of the study areas. See**
6 **Supplementary table S1 for more details concerning the study populations.**

7 **(b) Field procedure**

8 Nest building state and the beginning of the egg laying (laydate) were checked during
9 regular field observations. Use of egg cover tends to increase during the first days of the
10 laying stage (Haftorn & Slagsvold, 1995). During the egg-laying stage, when tits had
11 laid their 4th – 6th egg, (1) the nest was photographed to get a measurement of the extent

of the clutch coverage, i.e. the proportion of the visible clutch surface (%) and (2) all the hair and other material that covered tit eggs and nest cup was removed to expose the eggs and placed in a zip lock bag for later measurement of hair mass and the nest was photographed again. After photographing the nest, the removed material was replaced by same quantity of sheep hair. The onset of incubation was determined by observing the presence of female on the nest and touching eggs to determine whether the eggs were cold or warm. Nest specific breeding parameters (number of hatched eggs and fledglings) and phenotypic measurements on adults (Table 1) were also collected. We recorded clutch coverage estimates and mean spring temperatures (from the nearest available meteorological stations to each of the study area) from 476 great tit nests and 123 blue tit nests and nest predation rates from 345 great tit nests and 74 blue tit nests. Flycatcher (either *F. hypoleuca* or *F. albicollis*) density was measured in the end of breeding season as the proportion of nest boxes occupied by flycatchers in the study population.

(c) Measurement of nest characteristics

The clutch coverage rate was measured by comparing the proportions of the visible clutch surfaces from the digital photographs taken from the nest before and after cover removals using ImageJ software (US National Institutes of health, <http://imagej.nih.gov/ij>). The clutch surface was measured using freehand tracing and area calculator tools. Clutch surfaces were measured twice from each picture to minimize measurement error and average values were used in the analyses. Masses of the collected hair samples were weighed to the nearest 0.0001 g by using an Ohaus AS120S analytical balance. Phenotypic measurements on adult tits were obtained when they were captured during food provisioning. Age was classified in the field as one-

year-old (second calendar year) or older (at least third calendar year) (Jenni & Winkler, 1994). Adult and young birds were handled under the ringing licenses of the authors. Hence, our study complied with the national legislation of Belgium, Czech Republic, Denmark, Estonia, Finland, Hungary, Italy, Spain, Sweden and Switzerland concerning handling wild animals. Variables used in statistical analyses are listed in Table 1.

Table 1. List of variables. Model sets refer to the different sets of models that were used in assessing the study hypotheses (see Statistical methods section for details).

Name of the variable	Model set	Type of the variable	Definition of the variable
Clutch coverage	1 – 5, 10 6 – 9	Response Explanatory	First principal component of clutch covering rate and the mass of the covering material
Number of hatched eggs	6, 7	Response	
Number of fledglings	8, 9	Response	
Dominant tree genus in the study area	1 – 5, 10	Explanatory	Defines the habitat type. Affects egg covering material availability
Age of the tit parent(s)	6 – 9	Explanatory	Binary variable; one-year-old or older
Flycatcher density	1 – 9	Explanatory	Proportion of nest boxes occupied by flycatchers in the study area. Standardized in model sets 6 – 9
Flycatcher presence	10	Explanatory	Binary variable; flycatcher present or not
Mean spring temperature	1 – 9, 10	Explanatory	Mean daily temperatures (°C) between the beginning of the nest building and fledging, from the nearest available meteorological stations to each of the study area. Standardized in model sets 6 – 9
Clutch size	6 – 9	Explanatory	Final number of eggs in the nest
Nest predation rate	1 – 10	Explanatory	The proportion of predated nests within a study site. Standardized in model sets 6 – 9. Nests where devices had been added to prevent nest predation (e.g. wire netting) were removed from the analysis
Study population	1 – 5, 10	Random factor	
Nest floor surface	1 – 5, 10	Explanatory	Surface area of the nest box floor in cm ² . Standardized in model sets 4 and 5
Geographical location	1 – 5, 10	Explanatory	First principal component of altitude, latitude and longitude

(c) Statistical methods

The distribution of clutch covering rate (proportion of covered eggs) was slightly U-shaped with a high peak at one (all eggs covered), which is problematic for analysis. Therefore, we measured clutch coverage by combining clutch covering rate and the mass of material used to cover the eggs, because these variables together measure the investment of the tit parents in covering their clutch. For this purpose, we ran principal component analysis for the data on egg coverage and the mass of the covering material and used the first principal component ('clutch coverage' hereafter, explains 72.3 % of the variance, eigenvalue = 1.0) as a response variable when analysing variation in clutch covering behaviour. Clutch coverage variable was symmetrically (approximately normally) distributed, and positively correlated with both clutch covering rate and mass of the covering material, higher values, thus, indicating higher investment in clutch covering (Supplementary figure S1).

All statistical analyses were conducted with R version 3.4.3 (R Core Team, 2017). Linear mixed-effects models (LMMs; function 'lme' in package nlme (Pinheiro et al., 2017)) were used to analyse variation in the clutch covering of great (Model sets 1 – 4) and blue tits (Model set 5). Generalized linear mixed-effects models (GLMMs; function 'glmer' in package lme4 (Bates et al., 2014)) with Poisson distribution and a logarithmic link function were used to analyse variation in the number of hatched eggs and fledglings of the great tits (Model sets 6 – 9). In model sets 6 – 9, we standardized all continuous explanatory variables of the model. Standardization makes the quantitative interpretation of model parameters less intuitive, which is the reason why standardization was used only when it was really needed for aiding/facilitating model convergence. We used multi-model inference; effects of analysed variables were

summarized by model averaging (Burnham & Anderson, 2002)) (function ‘model.avg’ in package MuMIn (Barton, 2009)).

We derived ten model sets. **Model set 1** (Table 2a) tested if the alternative hypotheses (i.e. insulation, nest predation, information parasitism), nest floor surface area or forest type (dominant tree genus) in the study site explain variation in clutch coverage in great tits. This model set was fitted to data ($N_{\text{observations}} = 341$) including observations from all the study sites, also including sites where the flycatcher density was zero. Mean spring temperature, nest predation rate, flycatcher density, nest floor surface area, first principal component of geographical variables (altitude, latitude and longitude) and dominant tree genus in the study site were set as fixed effects, and population as a random effect in the global model. Time of the year (Laydate) was not included in the analysis because it is strongly negatively correlated with the first principal component of geographical variables (Pearson’s correlation, $r = -0.61$, $t = -3.41$, $df = 343$, $p\text{-value} < 0.001$) (see Laydate in Supplementary table S3). Nest predation rate positively correlates with mean spring temperature ($r = 0.67$) but both of these variables were retained in all models because of their importance for assessing the study hypotheses. No interactions were included in any model. The set of all meaningful models simpler than the global model was derived with the function ‘dredge’ (package ‘MuMIn’ (Bartón & Barton, 2017)) for model averaging, the global model being included in model averaging (see Supplementary table S2a for the set of averaged models). Bivariate correlations between the study variables are provided in Supplementary materials (Supplementary table S3).

Model set 2 (Table 2b) was derived otherwise similarly to model set 1, but all possible interactions among the nest predation rate, mean spring temperature and flycatcher

density were included in the global model (see Supplementary table S2b for the set of averaged models).

Model set 3 (Table 3a) was derived otherwise similarly to model set 1, but these models were fitted to data including only areas where the flycatchers were present (flycatcher density > 0, $N_{\text{observations}} = 169$, see Supplementary table S4a for the set of averaged models). This was done to reliably estimate the effect of flycatcher density. In the full data the high number of zeros (flycatchers not present) might confound the estimation (underestimation) of flycatcher density effect on great tit egg-covering behaviour.

Model set 4 (Table 3b) was derived otherwise similarly to model set 3, but all two-way interactions among the nest predation rate, mean spring temperature and flycatcher density were included in the global model (the three-way interaction was ignored as the model-fitting failed when it was included in the global model; see Supplementary table S4b for the set of averaged models).

Model set 5 ($N_{\text{observations}} = 74$; Supplementary table S5) was otherwise similar to model set 1, but it focused on variation in clutch coverage in blue tits (see Supplementary table S6 for the set of averaged models). Because of the low number of blue tit observations, we did not conduct any further analyses for this species.

Model sets 6 and 7 tested whether the clutch coverage of great tits or the ecological and abiotic environment explain the number of hatched eggs of great tits by using all great tit data.

In **model set 6** (Supplementary table S7), number of hatched eggs was used as a dependent variable and clutch size was added as a covariate in the global model in both model sets to take the effect of clutch size variation into account. In addition to clutch

size, fixed effects of the global models included also clutch coverage, mean spring temperature, nest predation rate, flycatcher density, as well as female age and its interaction with clutch size, because female age affects clutch size (Perrins & McCleery, 1985). Population was set as a random effect. Except clutch size (a non-negative integer), continuous variables were standardized (by subtracting mean from each observation and dividing this difference by standard deviation, see Supplementary table S8 for the set of averaged models) to aid model convergence.

Model set 7 (Supplementary table S9) was derived otherwise similarly to model set 6, but all possible interactions among the nest predation rate, mean spring temperature and flycatcher density were included in the global model (see Supplementary table S10 for the set of averaged models).

Model sets 8 (Supplementary table S11 (see Supplementary table S12, for the set of averaged models)) **and 9** (Supplementary table S13 (see Supplementary tables S14, for the set of averaged models)) tested whether the clutch coverage of tits or the ecological and abiotic environment explain the number of fledged offspring of great tits and were derived otherwise similarly to model sets 6 and 7, respectively, but number of fledged offspring was used as a dependent variable. Population was set as a random effect in all models.

Model set 10 (Supplementary table S15 (see Supplementary table S16, for the set of averaged models)) was otherwise similar to model set 1, but flycatcher density was replaced with flycatcher presence (binary variable; flycatcher present or not) for checking whether the results are sensitive to the way how flycatcher density is handled (continuous vs. presence/absence).

3. Results

Model set 1 showed that clutch coverage of great tits was negatively associated with the mean spring temperature, positively associated with nest predation rate and nest floor surface area (Table 2a and Figure 2). Clutch coverage was also affected by the dominant tree genus, being particularly high at sites dominated by genus *Citrus* trees (Table 2a).

Model set 2 showed no evidence of any interactions among the hypothesized mechanisms affecting clutch coverage (Table 2b).

When focusing only on sites where flycatchers are present (model set 3), clutch coverage was positively associated with the flycatcher density (Figure 3), but the mean spring temperature and nest predation rate effects disappeared in this smaller subset of the data (Table 3a).

Model set 4 showed no evidence of any interactions among the hypothesized mechanisms affecting clutch coverage on sites where flycatchers are present (Table 3b).

Model set 5 showed that clutch coverage of blue tits was not associated with any of ecological or abiotic factors (Supplementary table S5).

Model sets 6 and 8 showed that both the numbers of hatched eggs and fledged offspring were positively associated with clutch size, as expected, and number of fledged offspring was positively associated with mean spring temperature, but neither of them was associated with clutch coverage, predation rate, flycatcher density or female age (Supplementary tables S7 and S11 and Supplementary figures S2 and S3).

Model sets 7 and 9 showed no evidence of any interactions among the hypothesized mechanisms affecting reproductive success (Supplementary tables S9 and S13).

1 Model set 10 showed that replacing the flycatcher density to flycatcher presence as an
2 explanatory variable did not change the model-averaged results (Supplementary table
3 S15).

4

Table 2. Model-averaged (full average) fixed effects in model sets 1 and 2 explaining clutch coverage in the great tit. Model set 1 is based on the assumption that temperature, nest predation and information parasitism act additively on clutch coverage, whereas interactive effects of these variables were assumed in model set 2.

Model set	Variables	Estimate	Adjusted SE	z value	Pr(> z)
a) Model set 1	(Intercept)	1.078	0.556	1.939	0.053
	Nest floor surface	0.009	0.003	3.527	<0.001
	Predation rate	0.045	0.015	3.075	0.002
	Temperature	-0.238	0.046	5.145	<0.001
	*DTG (Citrus)	1.750	0.608	2.876	0.004
	DTG (Fagus)	-0.754	0.679	1.110	0.267
	DTG (Mixed)	0.037	0.541	0.069	0.945
	DTG (Picea)	-0.490	0.427	1.149	0.251
	DTG (Pinus)	0.044	0.418	0.105	0.917
	DTG (Quercus)	-0.453	0.486	0.933	0.351
	Flycatcher density	0.007	0.010	0.686	0.492
	*Geographical location	0.093	0.184	0.505	0.614
b) Model set 2	(Intercept)	1.214	0.643	1.888	0.059
	Nest floor surface	0.010	0.003	2.991	0.003
	Predation rate	-0.013	0.079	0.163	0.870
	Temperature	-0.276	0.085	3.246	0.001
	*DTG (Citrus)	1.988	0.709	2.805	0.005
	DTG (Fagus)	-0.767	0.666	1.151	0.250
	DTG (Mixed)	0.094	0.568	0.166	0.868
	DTG (Picea)	-0.482	0.427	1.129	0.259
	DTG (Pinus)	0.091	0.427	0.213	0.831
	DTG (Quercus)	-0.429	0.491	0.875	0.382
	Flycatcher density	0.010	0.026	0.406	0.685
	*Geographical location	0.074	0.172	0.429	0.668
	Predation rate: Temperature	0.004	0.006	0.723	0.470
	Flycatcher density: Temperature	0.000	0.002	0.138	0.890
	Flycatcher density: Predation rate	0.000	0.001	0.101	0.920
	Flycatcher density: Predation rate:	0.000	0.000	0.029	0.977

*DTG = Dominant tree genus.

*Geographical location = First principal component of altitude, latitude and longitude

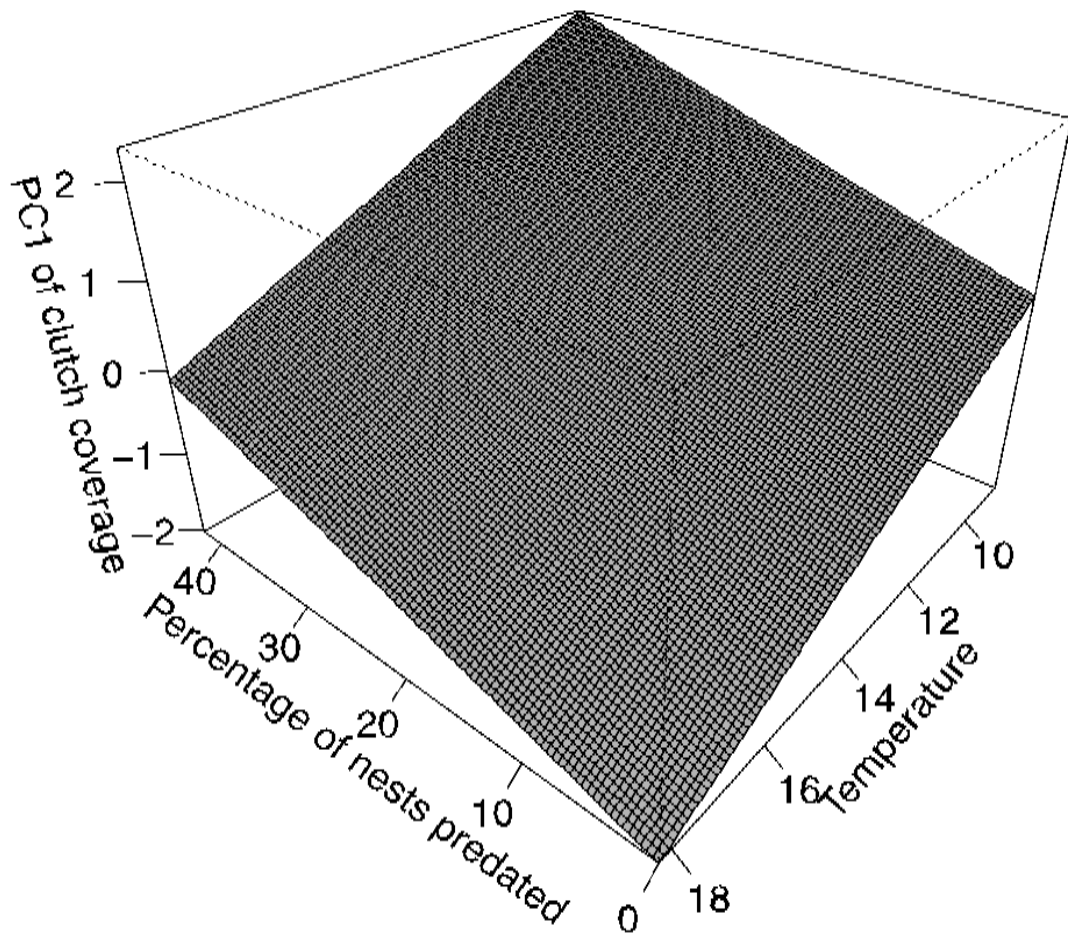


Figure 2. Regression surface illustrating the relationship between the mean spring temperature ($^{\circ}\text{C}$), nest predation rate and clutch coverage (first principal component of proportion of clutch covered and mass of the cover material) in great tits. The surface was drawn by using model-averaged parameter estimates based on the assumption of additive effects of mean spring temperature, nest predation rate and flycatcher density (Table 2a) for nest predation rate and mean spring temperature effects, setting dominant tree genus to *Betula* and nest floor surface area to its mean value. Variables that, according to model averaging, did not explain clutch coverage were ignored.

Table 3. Model-averaged (full average) fixed effects of model sets 3 and 4 explaining clutch coverage in the great tit in study sites where the flycatchers were present. Model set 3 is based on the assumption that temperature, nest predation and information parasitism act additively on clutch coverage, whereas interactive effects of these variables were assumed in model set 4.

Model set	Variables	Estimate	Adjusted	z value	Pr(> z)
a) Model set 3	(Intercept)	-1.241	1.182	1.050	0.294
	Flycatcher density	0.036	0.014	2.591	0.010
	Predation rate	0.022	0.014	1.547	0.122
	Temperature	-0.049	0.077	0.634	0.526
	Nest floor surface	0.000	0.002	0.220	0.826
	*DTG (Picea)	-0.001	0.217	0.003	0.997
	DTG (Pinus)	-0.026	0.181	0.142	0.887
	DTG (Quercus)	-0.003	0.279	0.010	0.992
	*Geographical location	0.009	0.111	0.085	0.932
b) Model set 4	(Intercept)	-1.040	1.942	0.536	0.592
	Flycatcher density	0.033	0.033	1.014	0.310
	Predation rate	0.027	0.134	0.204	0.838
	Temperature	-0.065	0.172	0.378	0.706
	Nest floor surface	0.001	0.003	0.257	0.798
	*DTG (Picea)	-0.004	0.219	0.016	0.987
	DTG (Pinus)	-0.032	0.306	0.103	0.918
	DTG (Quercus)	-0.006	0.351	0.018	0.985
	*Geographical location	0.010	0.131	0.074	0.941
	Predation rate: Temperature	0.000	0.004	0.049	0.961
	Flycatcher density: Predation rate	0.000	0.002	0.008	0.994
	Flycatcher density: Temperature	0.000	0.003	0.030	0.976

*DTG = Dominant tree genus.

*Geographical location = First principal component of altitude, latitude and longitude

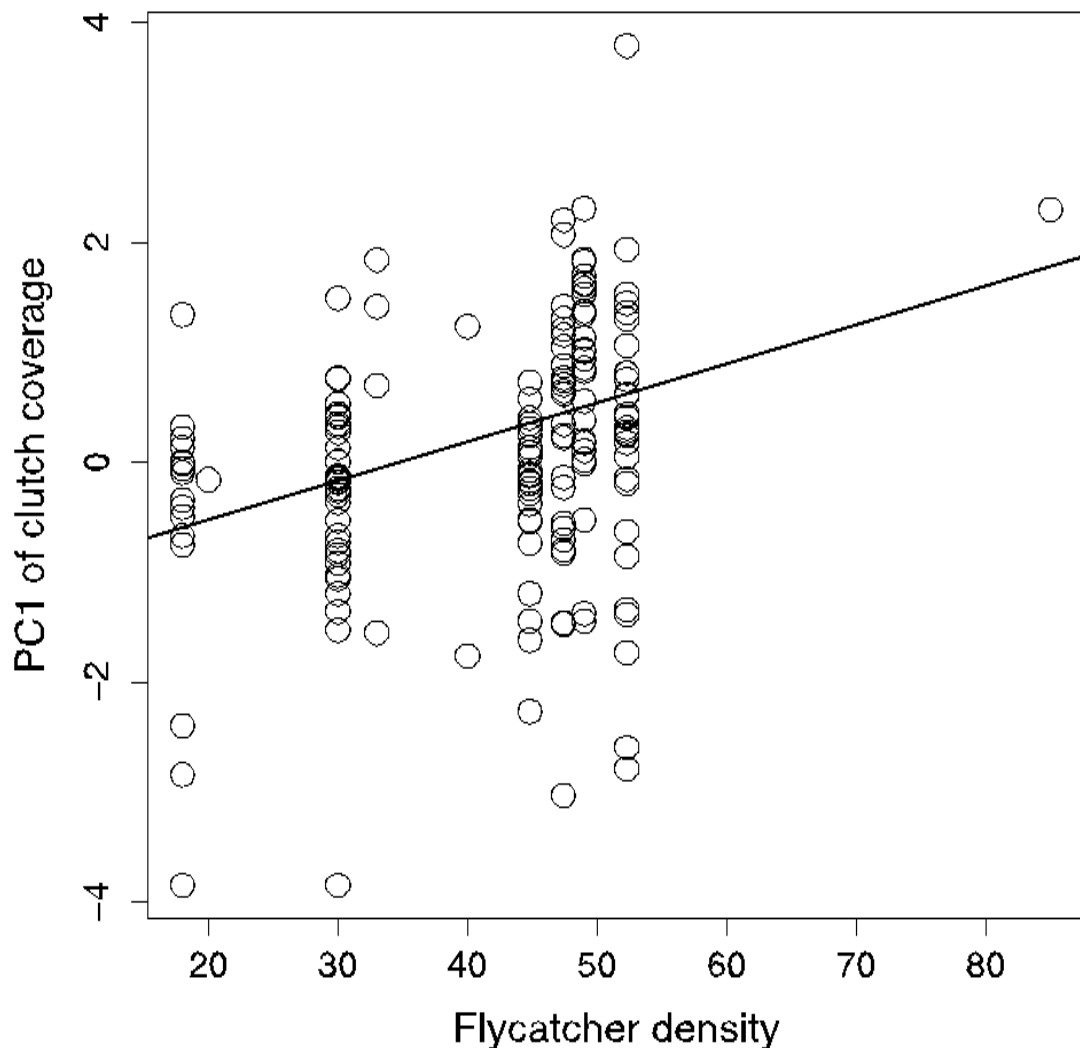


Figure 3. Clutch coverage of great tits in relation to flycatcher density (%) in populations where flycatchers were present. Circles depict data, and the line is a regression line based on model-averaged parameter estimates for flycatcher density effect (Table 3a). Variables that, according to model averaging, did not explain clutch coverage were ignored. The same analysis was repeated without the observation with the highest flycatcher density (>80 %). This did not qualitatively change the model-averaged results (see Supplementary table S17 (see Supplementary table S18, for the set of averaged models) and Supplementary figure S4).

4. Discussion

The aim of this study was to investigate large-scale geographical variation in great and blue tits' egg covering behaviour in Europe and variables that may explain egg covering

behaviour. In particular, we test three hypotheses, *the insulation, nest predation and information parasitism hypotheses*, suggested to explain the egg covering behaviour of tits. Our results from 28 different populations across Europe show that the clutch coverage of great tits is more extensive with lower mean spring temperature and higher nest predation rate. The analysis also suggest that the increasing flycatcher density is associated with increased egg covering in great tits. However, this effect was found only in populations where breeding flycatchers were present. Despite flycatchers being absent from some study sites, they were breeding in the vicinity of most of these sites, which means that we may have only tit populations with coevolutionary history with flycatchers in our data. The hypothesized mechanisms appear to have additive effects on egg covering behaviour. Thus, these results support the mutually non-exclusive hypotheses that have been put forward to explain egg-covering behaviour in great tits, suggesting that egg covering may have multiple functions. In blue tits, clutch coverage was not associated with any of ecological or abiotic factors, but one should be careful in interpreting these results due to the limited sample size.

First, clutch coverage may provide thermal insulation against low temperatures in spring during egg-laying, in a period when the females are not staying in the nest for long periods at a time during the day. This is in line with Haftorn & Slagsvold (1995), who found that egg covering tended to be negatively related to the increasing ambient air temperature in great tits. Also, Loukola *et al.* (2014) found that, in Finland, great tits had 54.5% (0.5 g) more hair on the eggs in Oulu than in Turku. Oulu (latitude 65°) is located over 600 km north of Turku (latitude 60°) and the mean daily spring temperature was 2.4°C cooler (in years 1981–2010) in Oulu (Pirinen *et al.*, 2012).

1 Second, egg covering behaviour might be a protection against nest predators. Yet, it
2 seems unlikely that hair or feather cover could prevent small predators such as weasel
3 (*Mustela nivalis*) or stoat (*M. erminea*) from finding the eggs underneath the covering
4 material. Tits also cover eggs in the populations where mustelids are absent, for
5 example on Gotland, Sweden. However, it is possible that covering the eggs may cheat
6 naive predators into believing that there are no eggs in the nest (Perrins, 1979). Also,
7 predators such as woodpeckers (Picidae), that have small olfactory bulbs (Bang &
8 Cobb, 1968), and thus use mostly visual cues when searching for food, could perceive a
9 nest with covered eggs as an empty nest. If egg covering prevents even some of the nest
10 predation attempts by any of the predators, selection for egg-covering could be
11 expected. This is because the nest predation is among the most important factors
12 affecting the behaviour and life-history traits in birds (Martin & Briskie, 2009). How
13 egg covering affects the behaviour of different predators, remains to be tested.

14 Third, egg covering could be a defence (counter-adaption) to reduce information
15 parasitism. Hiding the clutch size from flycatchers and other competitors makes sense
16 because the clutch size may provide accurate and reliable inadvertent information about
17 the environment and the quality of the tit parents to prospecting birds. Environmental
18 variation explains a large amount of variance in clutch size (Beldal et al., 1998;
19 Charmantier et al., 2006; McCleery et al., 2004; Tremblay et al., 2003) suggesting that
20 clutch size reliably reflects the quality of the environment and can be readily used as a
21 cue about territory quality. Moreover, the clutch size of tits may reveal their competence
22 in cognition and decision making (Cauchard et al., 2017; Cole et al., 2012) and the pied
23 flycatchers have been shown to use clutch size of tits as a primary cue of whether to
24 copy or reject observed tit choices, such as a novel nest site feature preference (Loukola

et al., 2013). By covering the eggs, tits would hide this information from flycatchers. Without the information about the tits' success, flycatchers may reject the behaviour of the observed tits more frequently and may be less likely to settle in the immediate neighbourhood of a tit nest. Flycatchers breeding close to tits have a negative effect on tit offspring number and condition (Forsman et al., 2007). Consistent with this, a recent study (Loukola et al., 2013) suggested that flycatchers tended to reject the choices of ostensibly successful tits when the clutch was covered. This, in turn, may reduce the costs of interspecific competition (Loukola et al., 2013).

Interspecific exploitation, or eavesdropping (Kroodsma & Miller, 1996), of inadvertent signals is important because it may affect the evolution of extended phenotypes. Usually the evolution of bodily and non-bodily signals are assumed to result from conflicting selection pressures from natural and sexual selection (Schaedelin & Taborsky, 2009). For example, sexual selection may enhance the size and showiness of the nest (Mainwaring et al., 2014; Schaedelin & Taborsky, 2009) while natural selection is expected to reduce the size and the visibility of the nest due to nest predation (Biancucci & Martin, 2010). If information use by other species affects negatively or positively the performance of the species whose extended phenotype is used as a source of information, it brings about coevolution as a potential mechanism affecting the evolution of extended phenotypes. In concert with other recent studies (e.g., Gotelli, Graves, & Rahbek, 2010; Mönkkönen, Devictor, Forsman, Lehikoinen, & Elo, 2017), our results imply that local species interactions can reflect to biogeographic patterns and should also be considered jointly with abiotic factors, which often are solely used to explain large scale patterns.

1 Our results also showed that extent of egg covering increased with increasing nest floor
2 surface area. This suggest that the eggs are spread out over a wider area in nest boxes
3 with larger floor area and more material would be then needed to cover the eggs. Clutch
4 coverage was also affected by the dominant tree genus, being particularly high at site
5 (Sagunto, east Spain) dominated by genus *Citrus*, where several nest
6 competitors/predators (black rats (*Rattus rattus*), house sparrows (*Passer domesticus*)
7 and garden dormouse (*Eliomys quercinus*)) occur in high numbers (Barba &
8 Gil- Delgado, 1990; Gil-Delgado et al., 2009). However, leaving the data from Sagunto
9 out from the model set 1 did not change the model-averaged results (Supplementary
10 table S19 (see Supplementary table S20, for the set of averaged models)). One
11 explanation for the differences in clutch coverage among study sites may have been
12 variation in the availability of suitable covering materials. The density and the species
13 composition of local bird and mammal communities, which are linked to various
14 characteristics of the habitat, including tree species, affect the availability of feathers
15 and hairs. The fact that not all tits cover their eggs suggests that some costs are
16 involved. These may include not only the costs of locating and bringing the materials to
17 the nest but the risk of adult predation when collecting. Egg covering materials
18 (mammal hair, feathers) are usually found on the ground where the risk of predation on
19 the female (only the female builds) may be high at a stage where her body mass is high
20 due to the production of eggs. Also, infestation risk by ticks (Ixodidae) is almost
21 entirely limited to lower levels of the vegetation (Humair et al., 1993).

22 The reproductive success of great tits was not significantly associated with clutch
23 coverage. This suggests that egg covering had limited fitness consequences for the tits
24 in the year of study. Year 2013 was phenologically an extremely late year for nesting of

forest passerines in most parts of Europe (Gładalski et al., 2016; Wesolowski, Cholewa, Hebda, Maziarz, & Rowiński, 2016, Adriaensen, unpublished data) and it may have affected the reproductive investment decisions of tits in general. Long-term data and manipulative experiments, such as adding/removing covering of eggs or manipulation of temperature within nests (see e.g. Bleu, Agostini, & Biard, 2017) or nest predation risk perception (see e.g. Doligez & Clobert, 2003) could be the next step to test whether the egg covering behaviour is an adaptive trait.

5. Conclusion

Egg covering most likely serves multiple functions in great tits. It provides thermal insulation against cold temperatures and hides the eggs from the nest predators looking for an egg meal and from information parasites searching for clutch-size information. The interactions between the nest predators, information parasites and tits are expected to result in a series of adaptations and counter-adaptations, egg-covering having a function in hiding the eggs. Hence, our results suggest that interspecific interactions also shape extended nest phenotypes of birds, resulting in geographical variation in nest characteristics, depending on the co-occurrence of interacting species. Social information use as a mechanism shaping the extended phenotypes in general has gone unnoticed (Schaedelin & Taborsky, 2009) but is likely to be common in nature. Many extended phenotypes are long-lasting and readily available for coexisting animals that can use them as indicators of food resources or as a source of social information in own decision-making. If other species' utilisation of extended phenotypes has negative consequences for the species whose extended phenotype is utilised, the information content of the extended phenotype is expected to evolve in a direction that reduces such costs. Changing the information content of the extended phenotype, such as egg-

covering, is costly in terms of time and energy and there is a lot of variation in this behaviour, both within and between populations. The pattern of geographic variation in tits' egg-covering behaviour is in line with the geographic mosaic of coevolution theory that predicts that interspecific interactions occur at the population scale and may result in different outcomes in different localities (Thompson, 2005). Therefore, geographic variation in species co-occurrences should be taken into account when studying how interspecific interactions affect (co)evolution.

Acknowledgements

OJL was funded by Biological Interactions Graduation School (BIOINT), the Jenny and Antti Wihuri Foundation / the Foundation's Post Doc Pool and Academy of Finland grant no. 24302601. JCS was funded by CGL-2016-79568-C3-3-P research project from the Spanish Research Council (Ministry of Economics and Competitiveness). SMK was funded by Academy of Finland (grants No. 314833 and 319898). JTF was funded by Academy of Finland (grant no. No. 122665 and 125720) and Kone Foundation. The authors declare that there is no conflict of interest.

Authors' contributions

The experiment was designed by OJL and JTF. Data was collected by OJL, PA, FA, EB, BD, EFJ, TE, TL, CM, RM, VR, JMS, MS, JCS, BT, JT and JTF and analysed by OJL, SMK and PTN, and all authors contributed to writing of the manuscript. All authors have read and approved the final manuscript.

References

Bang, B. G., & Cobb, S. (1968). The Size of the Olfactory Bulb in 108 Species of Birds. *The Auk*, 85(1), 55–61. <https://doi.org/10.2307/4083624>

- 1 Barba, E., & Gil- Delgado, J. A. (1990). Competition for nest-boxes among four vertebrate
2 species: an experimental study in orange groves. *Ecography*, 13(3), 183–186.
3 <https://doi.org/10.1111/j.1600-0587.1990.tb00606.x>
- 4 Barber, I., Nairn, D., & Huntingford, F. A. (2001). Nests as ornaments: revealing construction
5 by male sticklebacks. *Behavioral Ecology*, 12(4), 390–396.
- 6 Barton, K. (2009). MuMIn: multi-model inference, R package version 0.12. 0. *Http://R-Forge.*
7 *r-Project. Org/Projects/Mumin/*.
- 8 Bartón, K., & Barton, M. K. (2017). *Package MuMIn*.
- 9 Bates, D., Mächler, M., Bolker, B., & Walker, S. (2014). Fitting linear mixed-effects models
10 using lme4. *ArXiv Preprint ArXiv:1406.5823*.
- 11 Beldal, E. J., Barba, E., Gil-Delgado, J. A., Iglesias, D. J., López, G. M., & Monrós, J. S.
12 (1998). Laying date and clutch size of Great Tits(*Parus major*) in the Mediterranean region: a
13 comparison of four habitat types. *Journal Für Ornithologie*, 139(3), 269–276.
14 <https://doi.org/10.1007/BF01653337>
- 15 Biancucci, L., & Martin, T. E. (2010). Can selection on nest size from nest predation explain the
16 latitudinal gradient in clutch size? *Journal of Animal Ecology*, 79(5), 1086–1092.
- 17 Bleu, J., Agostini, S., & Biard, C. (2017). Nest-box temperature affects clutch size, incubation
18 initiation, and nestling health in great tits. *Behavioral Ecology*, 28(3), 793–802.
19 <https://doi.org/10.1093/beheco/arx039>
- 20 Burnham, K. P., & Anderson, D. R. (2002). *Model Selection and Multimodel Inference: A*
21 *Practical Information-Theoretic Approach* (2nd ed.). Springer-Verlag.
22 [//www.springer.com/kr/book/9780387953649](http://www.springer.com/kr/book/9780387953649)
- 23 Cauchard, L., Angers, B., Boogert, N. J., Lenarth, M., Bize, P., & Doligez, B. (2017). An
24 Experimental Test of a Causal Link between Problem-Solving Performance and Reproductive
25 Success in Wild Great Tits. *Frontiers in Ecology and Evolution*, 5.
26 <https://doi.org/10.3389/fevo.2017.00107>
- 27 Charmantier, A., Perrins, C., McCleery, R. H., & Sheldon, B. C. (2006). Evolutionary response
28 to selection on clutch size in a long-term study of the mute swan. *The American Naturalist*,
29 167(3), 453–465.
- 30 Cole, E. F., Morand-Ferron, J., Hinks, A. E., & Quinn, J. L. (2012). Cognitive ability influences
31 reproductive life history variation in the wild. *Current Biology*, 22(19), 1808–1812.
- 32 Danchin, É., Giraldeau, L.-A., Valone, T. J., & Wagner, R. H. (2004). Public information: from
33 nosy neighbors to cultural evolution. *Science*, 305(5683), 487–491.
- 34 Dawkins, R. (2016). *The extended phenotype: The long reach of the gene*. Oxford University
35 Press.
- 36 Deeming, D. C., & Mainwaring, M. C. (2015). Functional properties of nests. *Nests, Eggs and*
37 *Incubation: New Ideas about Avian Reproduction*, 29–49.

- 1 Deeming, D. Charles, Mainwaring, M. C., Hartley, I. R., & Reynolds, S. J. (2012). Local
2 temperature and not latitude determines the design of Blue Tit and Great Tit nests. *Avian*
3 *Biology Research*, 5(4), 203–208.
- 4 Deeming, D. Charles, Morton, F. E. M., & Laverack, K. L. (2019). Nestbox size affects mass
5 and proportions of materials used in Blue Tit *Cyanistes caeruleus* nests. *Bird Study*, 66(1), 130–
6 135. <https://doi.org/10.1080/00063657.2019.1618243>
- 7 Doligez, B., & Clobert, J. (2003). Clutch size reduction as a response to increased nest predation
8 rate in the collared flycatcher. *Ecology*, 84(10), 2582–2588.
- 9 Forsman, J. T., Seppänen, J.-T., & Mönkkönen, M. (2002). Positive fitness consequences of
10 interspecific interaction with a potential competitor. *Proceedings of the Royal Society of London*
11 *B: Biological Sciences*, 269(1500), 1619–1623.
- 12 Forsman, Jukka T., & Seppänen, J.-T. (2011). Learning what (not) to do: testing rejection and
13 copying of simulated heterospecific behavioural traits. *Animal Behaviour*, 81(4), 879–883.
- 14 Forsman, Jukka T., Seppänen, J.-T., Mönkkönen, M., Thomson, R. L., Kivelä, S. M., Krams, I.,
15 & Loukola, O. J. (2018). Is it interspecific information use or aggression between putative
16 competitors that steers the selection of nest-site characteristics? A reply to Slagsvold and Wiebe.
17 *Journal of Avian Biology*, 49(3), jav-01558. <https://doi.org/10.1111/jav.01558>
- 18 Forsman, Jukka T., Seppänen, J.-T., & Nykänen, I. L. (2011). Observed heterospecific clutch
19 size can affect offspring investment decisions. *Biology Letters*, rsbl20110970.
- 20 Forsman, Jukka T., & Thomson, R. L. (2008). Evidence of information collection from
21 heterospecifics in cavity-nesting birds. *Ibis*, 150(2), 409–412.
- 22 Forsman, Jukka T., Thomson, R. L., & Seppänen, J.-T. (2007). Mechanisms and fitness effects
23 of interspecific information use between migrant and resident birds. *Behavioral Ecology*, 18(5),
24 888–894.
- 25 Gil-Delgado, J. A., Tamarit, R., Viñals, A., Gómez, J., & Vives-Ferrándiz, C. (2009).
26 Depredación sobre nidos, aves adultas y mamíferos por el lirón careto *Eliomys quercinus*.
27 *Galemys*, 21(2), 3–11.
- 28 Gładalski, M., Bańbura, M., Kaliński, A., Markowski, M., Skwarska, J., Wawrzyniak, J.,
29 Zieliński, P., & Bańbura, J. (2016). Effects of extreme thermal conditions on plasticity in
30 breeding phenology and double-broodedness of Great Tits and Blue Tits in central Poland in
31 2013 and 2014. *International Journal of Biometeorology*, 60(11), 1795–1800.
- 32 Gotelli, N. J., Graves, G. R., & Rahbek, C. (2010). Macroecological signals of species
33 interactions in the Danish avifauna. *Proceedings of the National Academy of Sciences*, 107(11),
34 5030–5035. <https://doi.org/10.1073/pnas.0914089107>
- 35 Grubbauer, P., & Hoi, H. (1996). Female penduline tits (*Remiz pendulinus*) choosing high
36 quality nests benefit by decreased incubation effort and increased hatching success. *Écoscience*,
37 3(3), 274–279. <https://doi.org/10.1080/11956860.1996.11682342>

- 1 Haftorn, S., & Slagsvold, T. (1995). Egg covering in birds: Description of the behaviour in
2 tits(*Parus* spp.) and a test of hypotheses of its function. *Fauna Norvegica, Series C*, 18(2), 85–
3 106.
- 4 Hansell, M. (2000). *Bird nests and construction behaviour*. Cambridge University Press.
- 5 Hansell, M. (2007). *Built by animals: the natural history of animal architecture*. OUP Oxford.
- 6 Hoi, H., Schleicher, B., & Valera, F. (1994). Female mate choice and nest desertion in
7 penduline tits, *Remiz pendulinus*: the importance of nest quality. *Animal Behaviour*, 48(3), 743–
8 746. <https://doi.org/10.1006/anbe.1994.1296>
- 9 Hughes, N. K., Korpimäki, E., & Banks, P. B. (2010). The predation risks of interspecific
10 eavesdropping: weasel–vole interactions. *Oikos*, 119(7), 1210–1216.
- 11 Humair, P.-F., Turrian, N., Aeschlimann, A., & Gern, L. (1993). Ixodes ricinus immatures on
12 birds in a focus of Lyme borreliosis. *Folia Parasitologica*, 40, 237–242.
- 13 Jelínek, V., Požgayová, M., Honza, M., & Procházka, P. (2016). Nest as an extended phenotype
14 signal of female quality in the great reed warbler. *Journal of Avian Biology*, 47(3), 428–437.
15 <https://doi.org/10.1111/jav.00700>
- 16 Jenni, L., & Winkler, R. (1994). *Moult and Ageing of European Passerines*.–224 S. London.
- 17 Kreisinger, J., & Albrecht, T. (2008). Nest protection in mallards *Anas platyrhynchos*:
18 untangling the role of crypsis and parental behaviour. *Functional Ecology*, 22(5), 872–879.
- 19 Kroodsma, D. E., & Miller, E. H. (1996). *Ecology and evolution of acoustic communication in*
20 *birds*. Comstock Pub.
- 21 Loukola, O. J., Laaksonen, T., Seppänen, J.-T., & Forsman, J. T. (2014). Active hiding of social
22 information from information-parasites. *BMC Evolutionary Biology*, 14(1), 32.
- 23 Loukola, O. J., Seppänen, J.-T., Krams, I., Torvinen, S. S., & Forsman, J. T. (2013). Observed
24 fitness may affect niche overlap in competing species via selective social information use. *The*
25 *American Naturalist*, 182(4), 474–483.
- 26 Mainwaring, M. C., Hartley, I. R., Lambrechts, M. M., & Deeming, D. C. (2014). The design
27 and function of birds' nests. *Ecology and Evolution*, 4(20), 3909–3928.
- 28 Martin, T. E., & Briskie, J. V. (2009). Predation on dependent offspring. *Annals of the New*
29 *York Academy of Sciences*, 1168(1), 201–217.
- 30 Mayr, E. (1956). Geographical character gradients and climatic adaptation. *Evolution*, 10(1),
31 105–108.
- 32 McCleery, R. H., Pettifor, R. A., Armbruster, P., Meyer, K., Sheldon, B. C., & Perrins, C. M.
33 (2004). Components of variance underlying fitness in a natural population of the great tit *Parus*
34 *major*. *The American Naturalist*, 164(3), E62–E72.
- 35 McKaye, K. R., Louda, S. M., & Stauffer Jr, J. R. (1990). Bower size and male reproductive

- success in a cichlid fish lek. *The American Naturalist*, 135(5), 597–613.
- Mönkkönen, M., Devictor, V., Forsman, J. T., Lehikoinen, A., & Elo, M. (2017). Linking species interactions with phylogenetic and functional distance in European bird assemblages at broad spatial scales. *Global Ecology and Biogeography*, 26(8), 952–962. <https://doi.org/10.1111/geb.12605>
- Nieh, J. C., Barreto, L. S., Contrera, F. A., & Imperatriz-Fonseca, V. L. (2004). Olfactory eavesdropping by a competitively foraging stingless bee, *Trigona spinipes*. *Proceedings of the Royal Society of London B: Biological Sciences*, 271(1548), 1633–1640.
- Östlund-Nilsson, S., & Holmlund, M. (2003). The artistic three-spined stickleback (<Emphasis Type="Italic">Gasterosteus aculeatus</Emphasis>). *Behavioral Ecology and Sociobiology*, 53(4), 214–220. <https://doi.org/10.1007/s00265-002-0574-z>
- Perrins, C. M., & McCleery, R. H. (1985). The effect of age and pair bond on the breeding success of Great Tits *Parus major*. *Ibis*, 127(3), 306–315. <https://doi.org/10.1111/j.1474-919X.1985.tb05072.x>
- Perrins, Christopher M. (1979). *British tits* (Vol. 62). HarperCollins.
- Pinheiro, J., Bates, D., DebRoy, S., Sarkar, D., Heisterkamp, S., Van Willigen, B., & Maintainer, R. (2017). Package ‘nlme.’ *Linear and Nonlinear Mixed Effects Models, Version*, 3–1.
- Pirinen, P., Simola, H., Aalto, J., Kaukoranta, J.-P., Karlsson, P., & Ruuhela, R. (2012). *Tilastoja suomen ilmastosta 1981-2010*. Ilmatieteen laitos.
- Saavedra, I., & Amo, L. (2019). Egg concealment is an antipredatory strategy in a cavity-nesting bird. *Ethology*, 125(11), 785–790. <https://doi.org/10.1111/eth.12932>
- Samplonius, J. M., & Both, C. (2019). Climate Change May Affect Fatal Competition between Two Bird Species. *Current Biology*, 29(2), 327–331.e2. <https://doi.org/10.1016/j.cub.2018.11.063>
- Samplonius, J. M., Kappers, E. F., Brands, S., & Both, C. (2016). Phenological mismatch and ontogenetic diet shifts interactively affect offspring condition in a passerine. *Journal of Animal Ecology*, 85(5), 1255–1264.
- Schaedelin, F. C., & Taborsky, M. (2006). Mating craters of *Cyathopharynx furcifer* (Cichlidae) are individually specific, extended phenotypes. *Animal Behaviour*, 72(4), 753–761. <https://doi.org/10.1016/j.anbehav.2005.11.028>
- Schaedelin, F. C., & Taborsky, M. (2009). Extended phenotypes as signals. *Biological Reviews*, 84(2), 293–313.
- Seppänen, J.-T., & Forsman, J. T. (2007). Interspecific social learning: novel preference can be acquired from a competing species. *Current Biology: CB*, 17(14), 1248–1252. <https://doi.org/10.1016/j.cub.2007.06.034>
- Seppänen, J.-T., Forsman, J. T., Mönkkönen, M., Krams, I., & Salmi, T. (2011). New

- behavioural trait adopted or rejected by observing heterospecific tutor fitness. *Proceedings of the Royal Society of London B: Biological Sciences*, 278(1712), 1736–1741.
- Seppänen, J.-T., Forsman, J. T., Mönkkönen, M., & Thomson, R. L. (2007). Social information use is a process across time, space, and ecology, reaching heterospecifics. *Ecology*, 88(7), 1622–1633.
- Sergio, F., Blas, J., Blanco, G., Tanferna, A., López, L., Lemus, J. A., & Hiraldo, F. (2011). Raptor Nest Decorations Are a Reliable Threat Against Conspecifics. *Science*, 331(6015), 327–330. <https://doi.org/10.1126/science.1199422>
- Slatkin, M. (1973). Gene flow and selection in a cline. *Genetics*, 75(4), 733–756.
- Team, R. C. (2017). *R: A language and environment for statistical computing*. Vienna, Austria: R Foundation for Statistical Computing; 2017. ISBN3-900051-07-0 <https://www.R-project.org>.
- Thompson, J. N. (2005). *The geographic mosaic of coevolution*. University of Chicago Press.
- Tremblay, I., Thomas, D. W., Lambrechts, M. M., Blondel, J., & Perret, P. (2003). Variation in Blue Tit Breeding Performance Across Gradients in Habitat Richness. *Ecology*, 84(11), 3033–3043. <https://doi.org/10.1890/02-0663>
- Vellenga, R. (2016). Bower-building behaviour of immature satin bowerbirds *Ptilonorhynchus violaceus*. *Australian Field Ornithology*, 11(5).
- Wesołowski, T., Cholewa, M., Hebda, G., Maziarz, M., & Rowiński, P. (2016). Immense plasticity of timing of breeding in a sedentary forest passerine, *Poecile palustris*. *Journal of Avian Biology*, 47(1), 129–133. <https://doi.org/10.1111/jav.00733>
- White, D. W., & Kennedy, E. D. (1997). Effect of egg covering and habitat on nest destruction by House Wrens. *Condor*, 873–879.

BIOSKETCH

Olli J. Loukola is a post-doctoral researcher at University of Oulu, Finland. He is a behavioural ecologist and he's research focuses on the information use within and among species and its ecological and evolutionary implications. Read more at:

https://www.researchgate.net/profile/Olli_Loukola2